



smile 😊 makers

THE POET

Poetry Book

DISCOVER YOURSELF

Sexual wellness is a life hack. Feel-good sensations, better sleep, stress relief... you get the point.

From sensual tingles to toe-curling climaxes, enjoy exploring new pleasure possibilities with us.

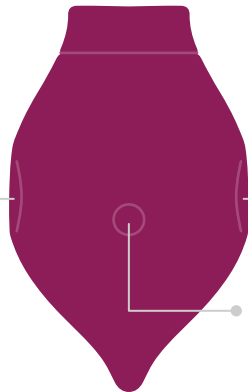
An Ode to Sensuality

In my hand a purple bud is cupped
And from between its petals pleasure blows.
Like a gentle breeze, should I please,
Or a tornado that lifts me off my toes.

I tighten my grip to intensify
Or click to feel pulsating waves.
I can make this bud do whatever I want,
Satisfy any and all of my craves.


First Rhymes

Squeeze
sensor

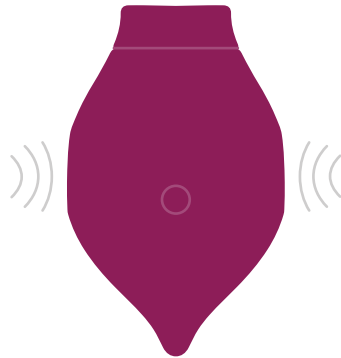


Squeeze
sensor


Button




To turn ON The Poet, press the button once. It will start on squeeze sensor mode.



On squeeze sensor mode, to increase the intensity, press on either squeeze sensor located on the sides.

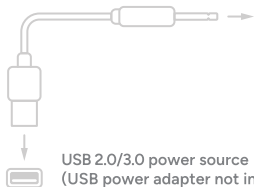


To browse through the 5 pulsation modes, press the main button only. No need to squeeze the sensors for these.



To turn OFF The Poet, press long on the button. When the device is OFF, to activate or deactivate the travel lock, press on the button for 4s.

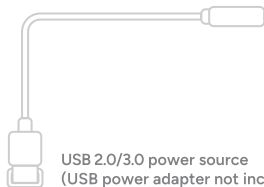
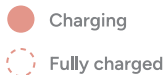
Light indication



USB 2.0/3.0 power source
(USB power adapter not included)

When The Poet needs charging, a light above the button will blink. To charge, connect The Poet to a power source with the USB cable included. Insert the pin end into the tiny hole marked by a charge symbol.

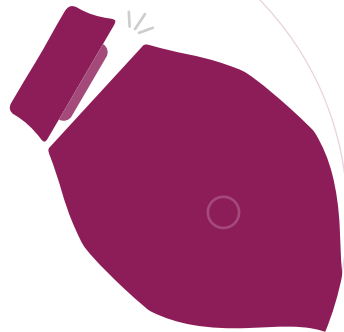
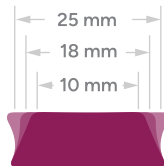
Light indication



USB 2.0/3.0 power source
(USB power adapter not included)

While charging, the light will stay on.
When the light turns off, The Poet
is fully charged.

Personalized Pleasure



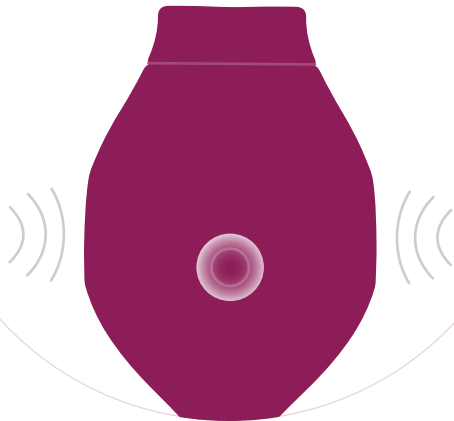
The Poet comes with 3 interchangeable mouths for a customized fit. To change the mouth, simply lift on the side and plug a new one onto the stimulator.

Squeeze Sensor Mode

Smooth intensity adjustment
for a customized experience



On squeeze sensor mode,
lock and unlock your desired
intensity by pressing on either squeeze
sensor and the button simultaneously.



5 Pulsation Modes



Quiver



Climax



Spiral



Heartbeat



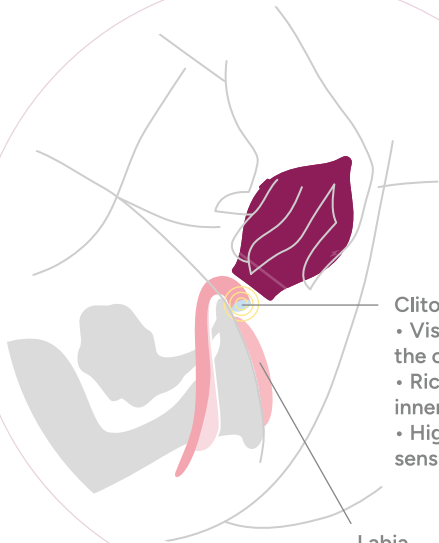
Cha-cha-cha

Clitoral Sensations

The clitoral glans is a highly sensitive part of the vulva. By stimulating it, the whole clitoris gets aroused, including its internal structure.

Position the stimulator on the clitoral glans, which is the part of the clitoris that is visible on the vulva.

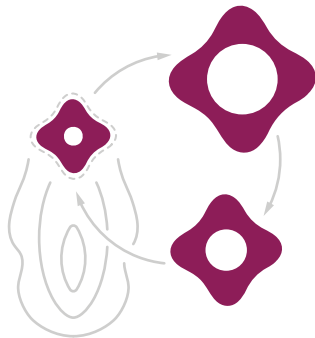
The air pulsation of The Poet creates a movement of suction and blows on that sensitive spot for a mind-blowing experience.



Clitoral glans
• Visible part of the clitoris
• Richly innervated
• Highly sensitive

Labia

Find The Right Fit



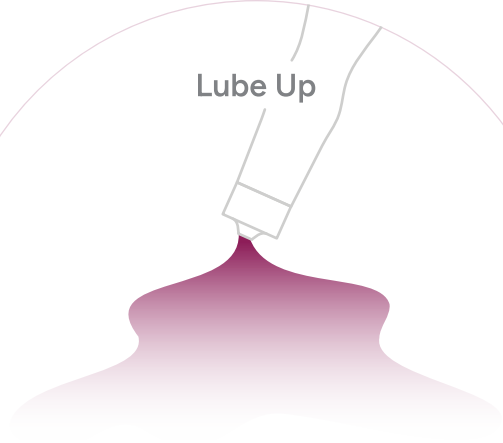
Clitorises vary in anatomy and sensitivity. Try the different mouths to see which one works best for you when the product is on.

Start Slow



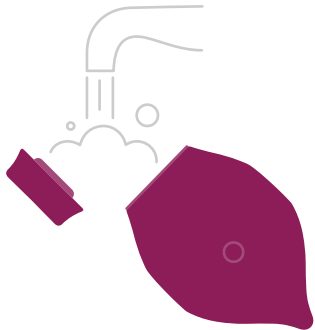
Start with the lowest intensity, which is set when you turn on The Poet, and increase by pressing the squeeze sensors on each side.

Lube Up



To best recreate the experience of oral sex, put some drops of water-based lubricant on the clitoris before placing The Poet above and around it.

Stimulator Hygiene



Always clean The Poet thoroughly before and after each use. Wash with lukewarm water and pat dry with a lint-free cloth or towel.



Scan for more tips

Need Help?

My device is not turning ON.

The travel lock may be on. Deactivate it by pressing the button for 4s. Also check that The Poet is charged.

The squeeze sensors are unresponsive on squeeze sensor mode.

The intensity may be locked. Unlock by pressing the button.

My device is making a noise.

The Poet is designed to be quiet when pressed against the skin, and to be easily controlled with your hand without looking. The strong power of The Poet may mean there is a sound when the opening is not covered. If the sound is loud while pressed against the skin, contact us.

The charging hole is too small.

On first charge, it may feel like you're piercing the silicone but don't worry! We've made the charging hole tiny to be a snug fit so that The Poet can also be cleaned with water easily.

For any further help, or if you need to use your warranty card, contact us at customer care@ramblinbrands.com.



REV20240315